

2022 MCCURTAIN COUNTY ASSESSOR'S OFFICE REPORT TO THE EXCISE BOARD

08/01/2022

City/Village									
DISTRICT	DESCRIPTION	PERSONAL PROPERTY	REAL PROPERTY	PUBLIC SERVICE	TOTAL VALUATION	HOMESTEAD EXEMPTIONS	OTHER EXEMPTIONS	NET VALUATION	NET VALUATION
T01	IDA5-Idabel CTY	2,480,162	19,598,731	2,131,516	24,210,409	1,123,881	205,232	22,881,296	22,881,296
T02	BB-74 B-Bow City	1,917,636	12,546,484	3,382,970	17,847,090	617,547	84,764	17,144,779	17,144,779
T03	Garvin City	23,531	398,808	71,268	493,607	41,162	990	451,455	451,455
T04	Haworth City	44,061	370,100	49,030	463,191	42,607	8,741	411,843	411,843
T05	Millerton City	9,587	1,150,439	178,009	1,338,035	80,946	1,557	1,255,532	1,255,532
T06	Smithville City	32,264	22,536	19,158	73,958	3,000	0	70,958	70,958
T07	Wright City	88,339	978,874	281,727	1,348,940	146,513	19,808	1,182,619	1,182,619
T08	Valliant City	650,901	2,801,826	1,052,320	4,505,047	138,557	34,414	4,332,076	4,332,076
T09	IDA37-Dennison	213,707	3,605,886	388,897	4,208,490	139,000	35,108	4,034,382	4,034,382
CITY/VILLAGE TOTAL VALUATION		5,460,188	41,473,684	7,554,895	54,488,767	2,333,213	390,614	51,764,940	51,764,940

County									
DISTRICT	DESCRIPTION	PERSONAL PROPERTY	REAL PROPERTY	PUBLIC SERVICE	TOTAL VALUATION	HOMESTEAD EXEMPTIONS	OTHER EXEMPTIONS	NET VALUATION	NET VALUATION
C001	McCurtain County General	102,493,574	225,740,812	43,260,744	371,495,130	6,922,858	1,552,655	363,019,617	363,019,617
COUNTY TOTAL VALUATION		102,493,574	225,740,812	43,260,744	371,495,130	6,922,858	1,552,655	363,019,617	363,019,617

Other									
DISTRICT	DESCRIPTION	PERSONAL PROPERTY	REAL PROPERTY	PUBLIC SERVICE	TOTAL VALUATION	HOMESTEAD EXEMPTIONS	OTHER EXEMPTIONS	NET VALUATION	NET VALUATION
EMS	EMS	102,493,574	225,740,812	43,260,744	371,495,130	6,922,858	1,552,655	363,019,617	363,019,617
OTHER TOTAL VALUATION		102,493,574	225,740,812	43,260,744	371,495,130	6,922,858	1,552,655	363,019,617	363,019,617

School									
DISTRICT	DESCRIPTION	PERSONAL PROPERTY	REAL PROPERTY	PUBLIC SERVICE	TOTAL VALUATION	HOMESTEAD EXEMPTIONS	OTHER EXEMPTIONS	NET VALUATION	NET VALUATION
D-1 FORS	D-1 Forst Grove	3,532,897	3,690,021	1,688,922	8,911,840	228,021	55,438	8,628,381	8,628,381
D-23 GLO	D-23 Glover	46,591	1,856,890	895,068	2,798,549	162,574	13,981	2,621,994	2,621,994
D-37 DEN	D-37 Denison	603,490	7,461,673	882,801	8,947,964	343,443	106,757	8,497,764	8,497,764
D-72 HOL	D-72 HollyCreek	106,283	3,404,837	461,107	3,972,227	294,856	28,813	3,648,558	3,648,558
D-9 LUKF	D-9 Lukfata	4,116,961	4,058,278	610,014	8,785,253	283,435	98,402	8,403,416	8,403,416
I-11 VAL	I-11 Valliant	75,561,924	22,056,723	11,906,919	109,525,566	954,858	183,043	108,387,665	108,387,665



State of Oklahoma McCurtain Co. SS
This instrument was filed for record
by 12:20 o'clock 9
AUG 02 2022

and duly recorded in book _____ page _____
KAREN S. BRYAN, County Clerk
by K. Bryan Deputy

2022 MCCURTAIN COUNTY ASSESSOR'S OFFICE REPORT TO THE EXCISE BOARD

DISTRICT	DESCRIPTION	PERSONAL PROPERTY	REAL PROPERTY	PUBLIC SERVICE	TOTAL VALUATION	HOMESTEAD EXEMPTIONS	OTHER EXEMPTIONS	NET VALUATION	08/01/2022
I-13 EAG	I-13 Eagletown	918,175	3,422,717	3,988,446	8,329,338	226,564	73,833	8,028,941	8,028,941
I-14 SMI	I-14 Smithville	183,612	5,208,990	812,525	6,205,127	325,949	43,073	5,836,105	5,836,105
I-39 WRI	I-39 WrightCity	187,576	4,303,797	1,285,008	5,776,381	400,259	59,739	5,316,383	5,316,383
I-5 IDAB	I-5 Idabel	2,739,595	24,120,343	6,938,976	33,798,914	1,373,851	234,253	32,190,810	32,190,810
I-6 HAWO	I-6 Haworth	396,976	8,784,395	791,951	9,973,322	676,412	73,879	9,223,031	9,223,031
I-71 BAT	I-71 Battiest	161,496	20,847,264	3,929,646	24,938,406	305,729	206,825	24,425,852	24,425,852
I-74 BRO	I-74 BrokenBow	13,937,998	116,524,884	9,069,361	139,532,243	1,346,907	374,619	137,810,717	137,810,717
SCHOOL TOTAL VALUATION		102,493,574	225,740,812	43,260,744	371,495,130	6,922,858	1,552,655	363,019,617	363,019,617

Vo-Tech

DISTRICT	DESCRIPTION	PERSONAL PROPERTY	REAL PROPERTY	PUBLIC SERVICE	TOTAL VALUATION	HOMESTEAD EXEMPTIONS	OTHER EXEMPTIONS	NET VALUATION
1Kia Vo-	VoTech Kia Vo-T	102,493,574	225,740,812	43,260,744	371,495,130	6,922,858	1,552,655	363,019,617
VO-TECH TOTAL VALUATION		102,493,574	225,740,812	43,260,744	371,495,130	6,922,858	1,552,655	363,019,617

I, Stan Lyles, Assessor of McCurtain County Oklahoma, do hereby certify that the foregoing is a true and correct statement of valuations for Real Estate, Personal Property, Public Service and Homestead Exemptions as certified by the State Board of Equalization and shown by the records in the County Assessor's office. Subscribed by my name and affixed the seal of the County Assessors office on this day of 08/01/2022.


State of Oklahoma)
) SS
 McCurtain County)

Stan Lyles
 Stan Lyles
 County Assessor
 McCurtain County

Karen Bryan, County Clerk of McCurtain County Oklahoma, do hereby certify that the above is a true, correct and complete list of the valuations of McCurtain County Oklahoma as certified by the McCurtain County Assessor's office.

Karen Bryan
 Karen Bryan
 County Clerk
 McCurtain County

Excise Board: *Sharon Helms* _____ Date: *8-16-22*



State of Oklahoma McCurtain Co., SS
 This instrument was filed for record
 on 10:20 o'clock Am
 AUG 02 2022
 and duly recorded in book _____ page _____
 by K S Bryan County Clerk
 _____ Deputy

Real	Count	Value
Agricultural	77	390,604
Commercial	461	7,383,546
Residential	3,351	11,824,581
Total Real Value	3,889	19,598,731
Homestead	976	1,123,881
Veteran	30	205,232
Other	0	0
Total Exempt	1,172	1,329,113

TIF Increment Value

Net Assessed 18,269,618

Net Assessed Under Protest

Senior Freeze	95	175,670
Capped Parcels	2,178	4,967,138

Personal	Count	Value
Agricultural	4	941
Commercial	232	2,675,787
Mobile Home	10	5,465
Total Personal	246	2,682,193
Total Exempt	1	202,031

TIF Increment Value

Net Assessed 2,480,162

Net Assessed Under Protest

Public Service	Count	Value
Total PS Value	18	2,131,516

TIF Increment Value

Net Assessed 2,131,516

District Totals

Total Gross Value	24,412,440
Homestead Loss	1,123,881
Other Exemption Loss	407,263

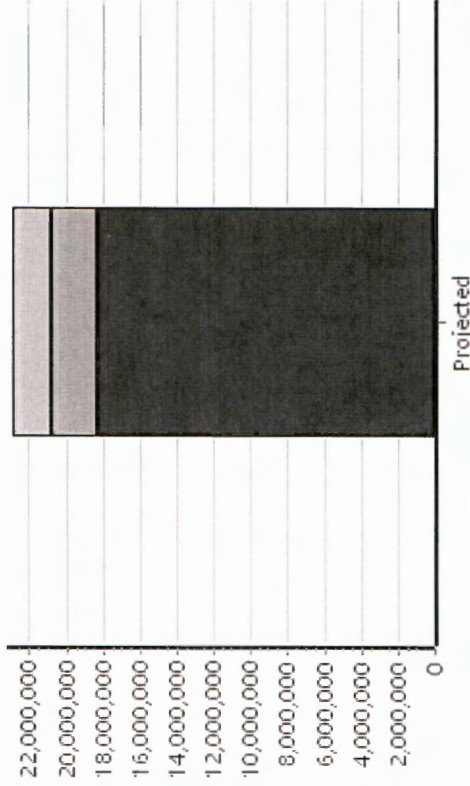
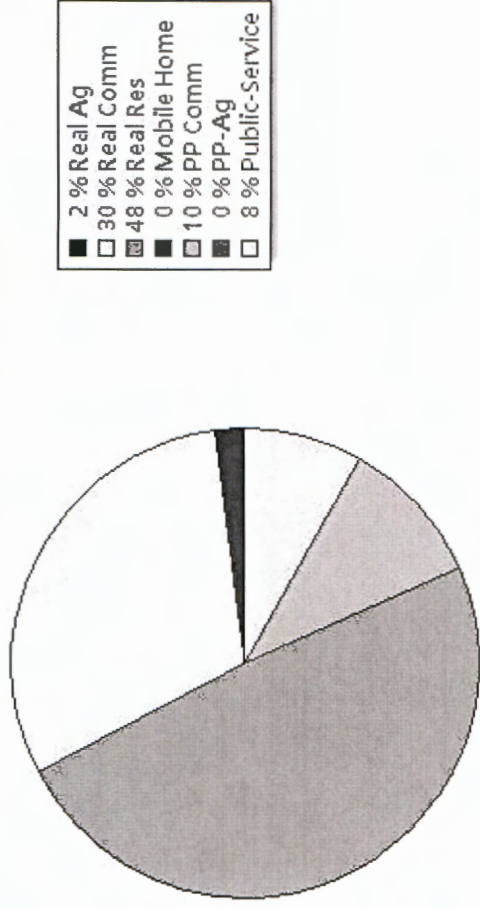
TIF Increment Value

Retained TIF Value

Net Assessed Value 22,881,296

Net Assessed Under Protest

* Public Service Protefts Values are not included on this report.




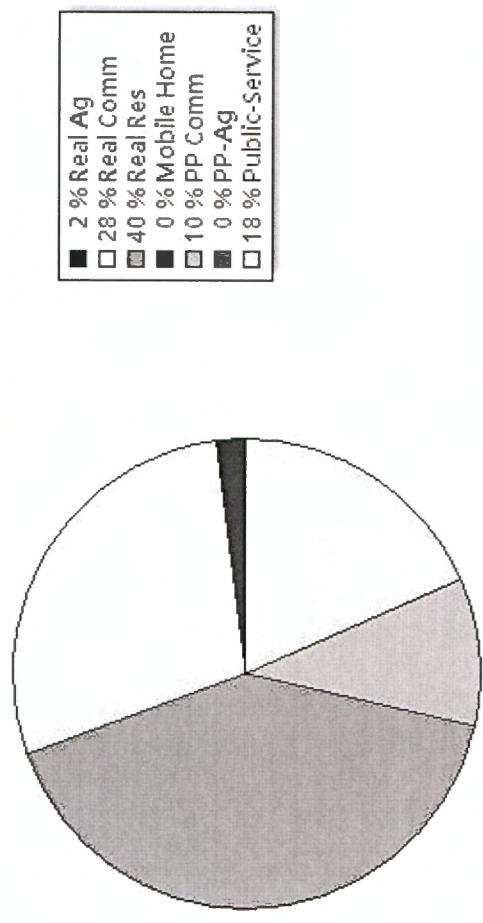
Real	Count	Value
Agricultural	66	339,138
Commercial	238	5,055,691
Residential	1,774	7,151,655
Total Real Value	2,078	12,546,484
Homestead	549	617,547
Veteran	11	84,764
Other	0	0
Total Exempt	634	702,311
TIF Increment Value		11,844,173
Net Assessed		11,844,173
Net Assessed Under Protest		
Senior Freeze	47	61,644
Capped Parcels	689	1,532,294

Personal	Count	Value
Agricultural	2	277
Commercial	159	1,905,774
Mobile Home	12	11,585
Total Personal	173	1,917,636
Total Exempt	0	0
TIF Increment Value		1,917,636
Net Assessed		1,917,636
Net Assessed Under Protest		

Public Service	Count	Value
Total PS Value	14	3,382,970
TIF Increment Value		
Net Assessed		3,382,970

District Totals	Value
Total Gross Value	17,847,090
Homestead Loss	617,547
Other Exemption Loss	84,764
TIF Increment Value	
Retained TIF Value	
Net Assessed Value	17,144,779
Net Assessed Under Protest	

* Public Service Proteasts Values are not included on this report.



Real	Count	Value
Agricultural	19	28,583
Commercial	6	39,425
Residential	206	330,800
Total Real Value	231	398,808
Homestead	38	41,162
Veteran	1	990
Other	0	0
Total Exempt	43	42,152

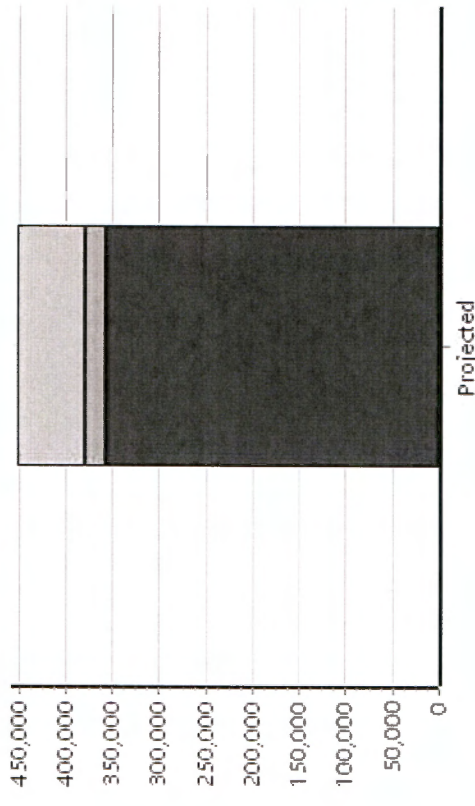
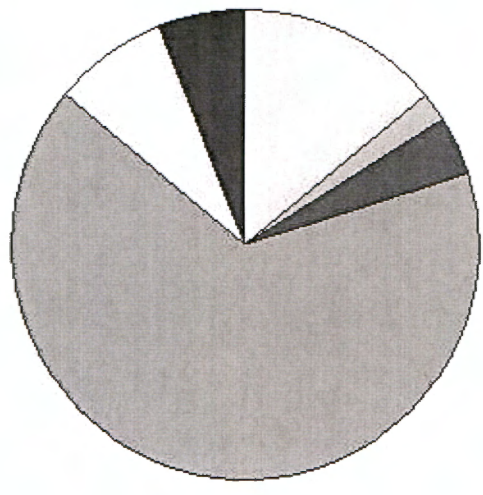
TIF Increment Value	356,656	
Net Assessed	356,656	
Net Assessed Under Protest		
Senior Freeze	4	9,190
Capped Parcels	102	136,356

Personal	Count	Value
Agricultural	0	0
Commercial	8	6,053
Mobile Home	6	19,128
Total Personal	14	25,181
Total Exempt	1	1,650

TIF Increment Value	23,531	
Net Assessed	23,531	
Net Assessed Under Protest		
Public Service	Count	Value
Total PS Value	7	71,268
TIF Increment Value		71,268
Net Assessed		71,268

District Totals	
Total Gross Value	495,257
Homestead Loss	41,162
Other Exemption Loss	2,640
TIF Increment Value	
Retained TIF Value	
Net Assessed Value	451,455
Net Assessed Under Protest	

* Public Service Proteasts Values are not included on this report.



Real	Count	Value
Agricultural	19	36,564
Commercial	12	50,583
Residential	175	282,953
Total Real Value	206	370,100
Homestead	39	42,607
Veteran	2	8,741
Other	0	0
Total Exempt	47	51,348

TIF Increment Value	318,752	
Net Assessed	318,752	
Net Assessed Under Protest		
Senior Freeze	2	5,268
Capped Parcels	119	105,404


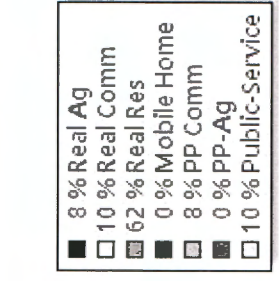
Personal	Count	Value
Agricultural	1	2,211
Commercial	19	37,994
Mobile Home	1	3,856
Total Personal	21	44,061
Total Exempt	0	0

TIF Increment Value	44,061
Net Assessed	44,061

Net Assessed Under Protest		
Public Service	Count	Value
Total PS Value	5	49,030
TIF Increment Value		
Net Assessed		49,030

District Totals	
Total Gross Value	463,191
Homestead Loss	42,607
Other Exemption Loss	8,741
TIF Increment Value	
Retained TIF Value	
Net Assessed Value	411,843
Net Assessed Under Protest	

* Public Service Proteasts Values are not included on this report.



Real	Count	Value
Agricultural	35	88,164
Commercial	13	710,761
Residential	215	351,514
Total Real Value	263	1,150,439
Homestead	71	80,946
Veteran	1	1,557
Other	0	0
Total Exempt	85	82,503

TIF Increment Value
Net Assessed 1,067,936
Net Assessed Under Protest

Senior Freeze	10	13,017
Capped Parcels	130	119,044

Personal	Count	Value
Agricultural	1	46
Commercial	12	3,386
Mobile Home	6	7,405
Total Personal	19	10,837
Total Exempt	1	1,250


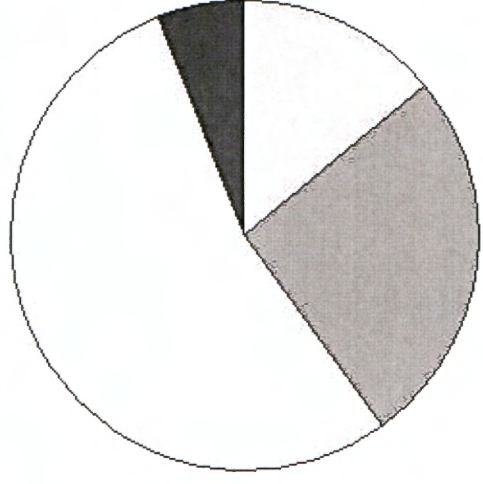
TIF Increment Value
Net Assessed 9,587
Net Assessed Under Protest

Public Service	Count	Value
Total PS Value	7	178,009

TIF Increment Value
Net Assessed 178,009

District Totals	Value
Total Gross Value	1,339,285
Homestead Loss	80,946
Other Exemption Loss	2,807
TIF Increment Value	
Retained TIF Value	
Net Assessed Value	1,255,532

Net Assessed Under Protest
 * Public Service Protests Values are not included on this report.



Real	Count	Value
Agricultural	0	0
Commercial	3	9,192
Residential	30	13,344
Total Real Value	33	22,536
Homestead	2	3,000
Veteran	0	0
Other	0	0
Total Exempt	3	3,000


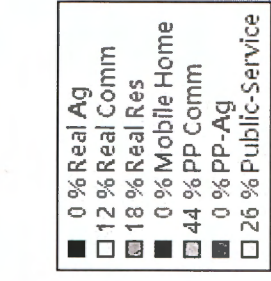
TIF Increment Value	19,536
Net Assessed	19,536
Net Assessed Under Protest	0
Senior Freeze	0
Capped Parcels	28
	8,574

Personal	Count	Value
Agricultural	0	0
Commercial	8	32,264
Mobile Home	0	0
Total Personal	8	32,264
Total Exempt	0	0

TIF Increment Value	32,264
Net Assessed	32,264
Net Assessed Under Protest	0
Public Service	3
Total PS Value	19,158
TIF Increment Value	19,158
Net Assessed	19,158

District Totals	
Total Gross Value	73,958
Homestead Loss	3,000
Other Exemption Loss	0
TIF Increment Value	0
Retained TIF Value	0
Net Assessed Value	70,958
Net Assessed Under Protest	0

* Public Service Proteasts Values are not included on this report.



Real	Count	Value
Agricultural	8	13,933
Commercial	29	224,486
Residential	330	740,455
Total Real Value	367	978,874
Homestead	128	146,513
Veteran	3	19,808
Other	0	0
Total Exempt	153	166,321

TIF Increment Value	812,553	
Net Assessed	812,553	
Net Assessed Under Protest		
Senior Freeze	12	9,088
Capped Parcels	154	153,797


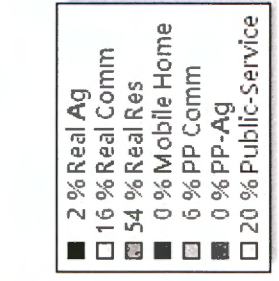
Personal	Count	Value
Agricultural	0	0
Commercial	32	86,760
Mobile Home	4	1,579
Total Personal	36	88,339
Total Exempt	0	0

TIF Increment Value	88,339
Net Assessed	88,339
Net Assessed Under Protest	

Public Service	Count	Value
Total PS Value	8	281,727
TIF Increment Value		
Net Assessed		281,727

District Totals	
Total Gross Value	1,348,940
Homestead Loss	146,513
Other Exemption Loss	19,808
TIF Increment Value	
Retained TIF Value	
Net Assessed Value	1,182,619
Net Assessed Under Protest	

* Public Service Protections Values are not included on this report.



Real	Count	Value
Agricultural	21	89,487
Commercial	98	1,292,276
Residential	409	1,420,063
Total Real Value	528	2,801,826
Homestead	123	138,557
Veteran	10	34,414
Other	0	0
Total Exempt	150	172,971

TIF Increment Value		
Net Assessed		2,628,855
Net Assessed Under Protest		
Senior Freeze	7	7,414
Capped Parcels	193	794,247

Personal	Count	Value
Agricultural	0	0
Commercial	52	638,402
Mobile Home	6	12,499
Total Personal	58	650,901
Total Exempt	0	0


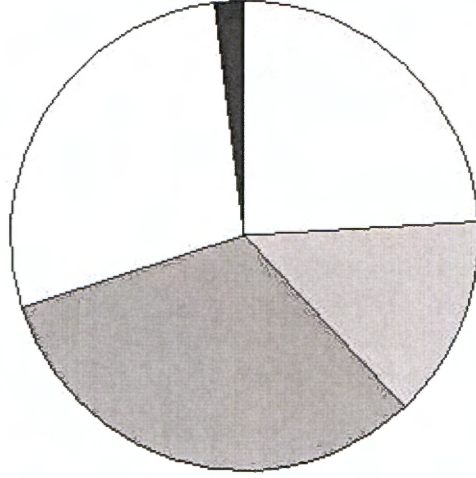
TIF Increment Value		
Net Assessed		650,901
Net Assessed Under Protest		

Public Service	Count	Value
Total PS Value	14	1,052,320
TIF Increment Value		
Net Assessed		1,052,320

District Totals	Value
Total Gross Value	4,505,047
Homestead Loss	138,557
Other Exemption Loss	34,414
TIF Increment Value	
Retained TIF Value	
Net Assessed Value	4,332,076

Net Assessed Under Protest	
-----------------------------------	--

* Public Service Proteasts Values are not included on this report.



Real	Count	Value
Agricultural	45	277,889
Commercial	83	1,824,257
Residential	291	1,503,740
Total Real Value	419	3,605,886
Homestead	128	139,000
Veteran	4	35,108
Other	0	0
Total Exempt	143	174,108

TIF Increment Value		3,431,778
Net Assessed		
Net Assessed Under Protest		
Senior Freeze	8	83,635
Capped Parcels	210	950,776


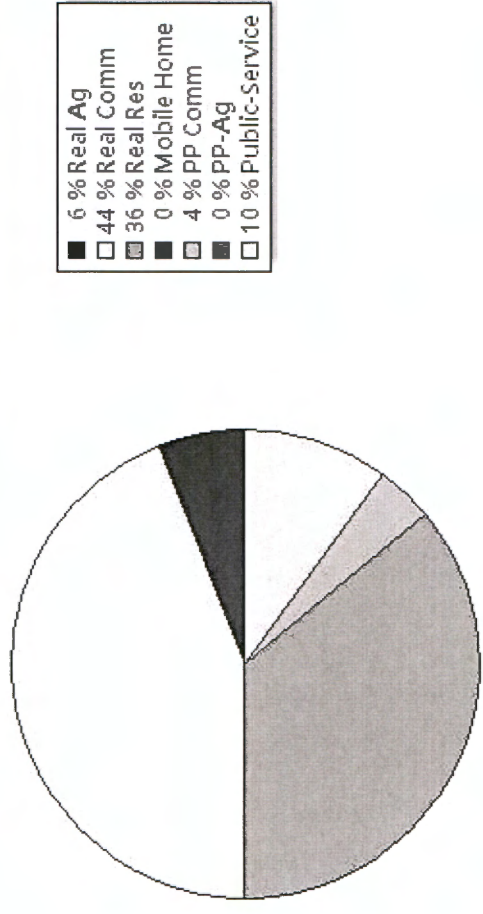
Personal	Count	Value
Agricultural	4	8,567
Commercial	40	196,684
Mobile Home	7	8,456
Total Personal	51	213,707
Total Exempt	0	0

TIF Increment Value		213,707
Net Assessed		
Net Assessed Under Protest		

Public Service	Count	Value
Total PS Value	5	388,897
TIF Increment Value		
Net Assessed		388,897

District Totals		
Total Gross Value		4,208,490
Homestead Loss		139,000
Other Exemption Loss		35,108
TIF Increment Value		
Retained TIF Value		
Net Assessed Value		4,034,382

Net Assessed Under Protest
 * Public Service Proteasts Values are not included on this report.



Real	Count	Value
Agricultural	11,568	41,782,322
Commercial	2,089	73,384,561
Residential	17,666	110,573,929
Total Real Value	31,323	225,740,812
Homestead	6,294	6,922,858
Veteran	217	1,552,655
Other	0	0
Total Exempt	7,253	8,475,513

TIF Increment Value 217,265,299

Net Assessed 217,265,299

Net Assessed Under Protest

Senior Freeze 472 869,559

Capped Parcels 9,907 25,815,315

Personal	Count	Value
Agricultural	411	345,318
Commercial	929	103,337,882
Mobile Home	410	1,082,666
Total Personal	1,750	104,765,866
Total Exempt	10	2,272,292

TIF Increment Value 102,493,574

Net Assessed 102,493,574

Public Service	Count	Value
Total PS Value	224	43,260,744

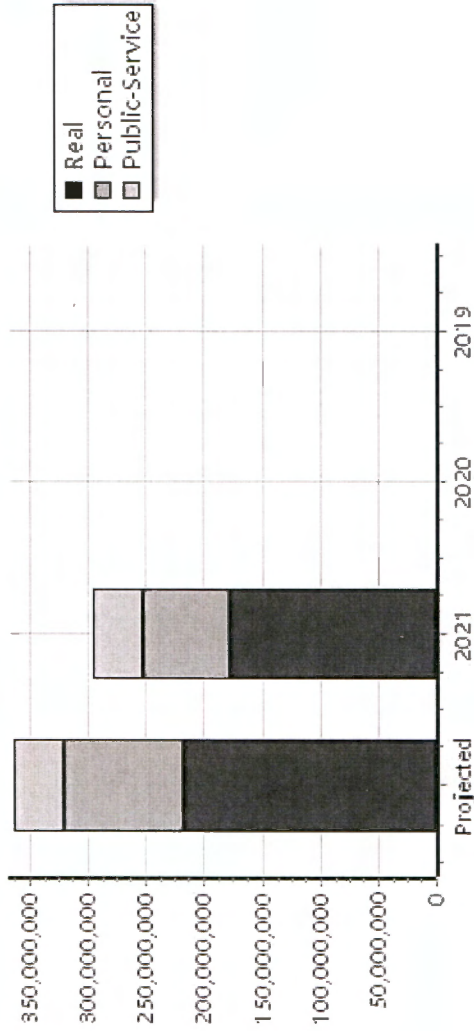

TIF Increment Value 43,260,744

Net Assessed 43,260,744

District Totals	Count	Value
Total Gross Value		373,767,422
Homestead Loss		6,922,858
Other Exemption Loss		3,824,947
TIF Increment Value		
Retained TIF Value		
Net Assessed Value		363,019,617

Net Assessed Under Protest 363,019,617

* Public Service Protefts Values are not included on this report.



Real	Count	Value
Agricultural	11,568	41,782,322
Commercial	2,089	73,384,561
Residential	17,666	110,573,929
Total Real Value	31,323	225,740,812
Homestead	6,294	6,922,858
Veteran	217	1,552,655
Other	0	0
Total Exempt	7,253	8,475,513

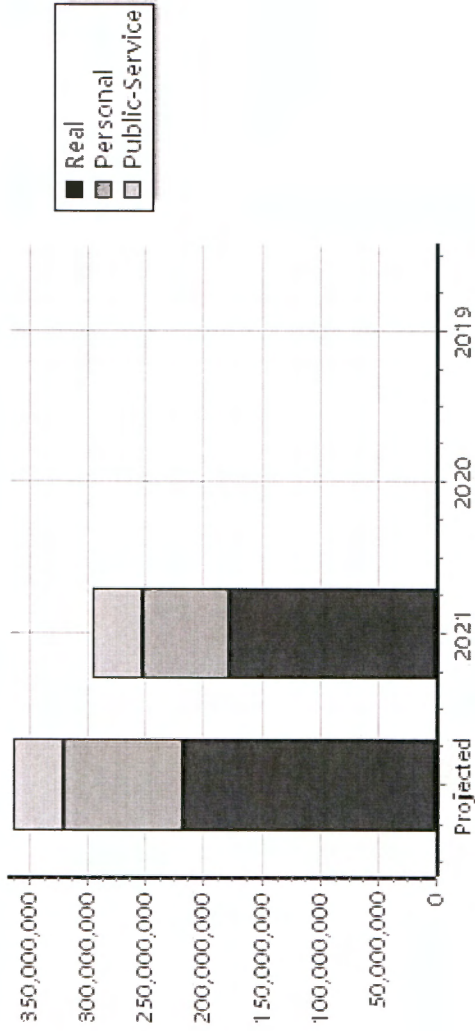

TIF Increment Value	217,265,299	
Net Assessed	217,265,299	
Net Assessed Under Protest		
Senior Freeze	472	869,559
Capped Parcels	9,907	25,815,315

Personal	Count	Value
Agricultural	411	345,318
Commercial	929	103,337,882
Mobile Home	410	1,082,666
Total Personal	1,750	104,765,866
Total Exempt	10	2,272,292

TIF Increment Value	102,493,574	
Net Assessed	102,493,574	
Net Assessed Under Protest		
Public Service	Count	Value
Total PS Value	224	43,260,744
TIF Increment Value		
Net Assessed		43,260,744

District Totals	
Total Gross Value	373,767,422
Homestead Loss	6,922,858
Other Exemption Loss	3,824,947
TIF Increment Value	
Retained TIF Value	
Net Assessed Value	363,019,617
Net Assessed Under Protest	

* Public Service Proteasts Values are not included on this report.



Real	Count	Value
Agricultural	462	2,128,190
Commercial	29	695,353
Residential	351	866,478
Total Real Value	842	3,690,021
Homestead	214	228,021
Veteran	9	55,438
Other	0	0
Total Exempt	240	283,459

TIF Increment Value 3,406,562

Net Assessed 3,406,562

Net Assessed Under Protest

Senior Freeze	15	35,567
Capped Parcels	379	1,252,048

Personal	Count	Value
Agricultural	28	11,018
Commercial	23	3,680,579
Mobile Home	21	46,104
Total Personal	72	3,737,701
Total Exempt	2	204,804

TIF Increment Value 3,532,897

Net Assessed 3,532,897

Net Assessed Under Protest

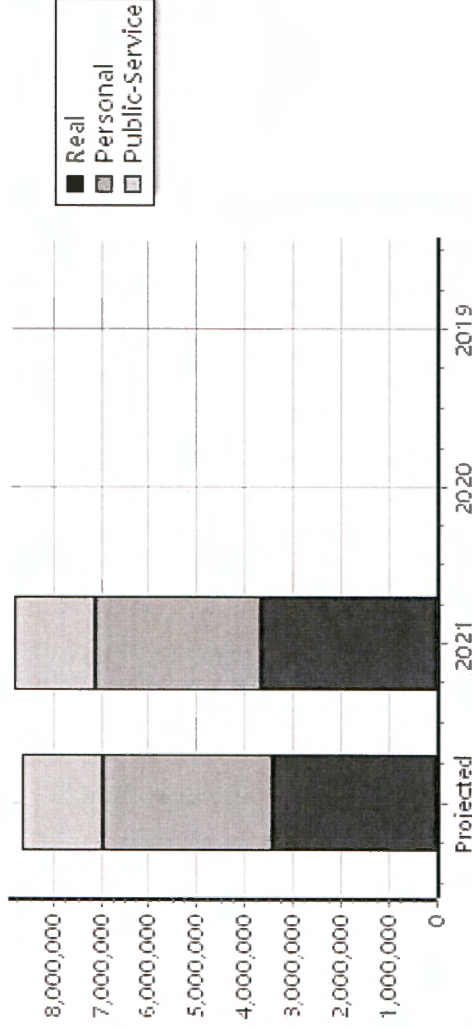
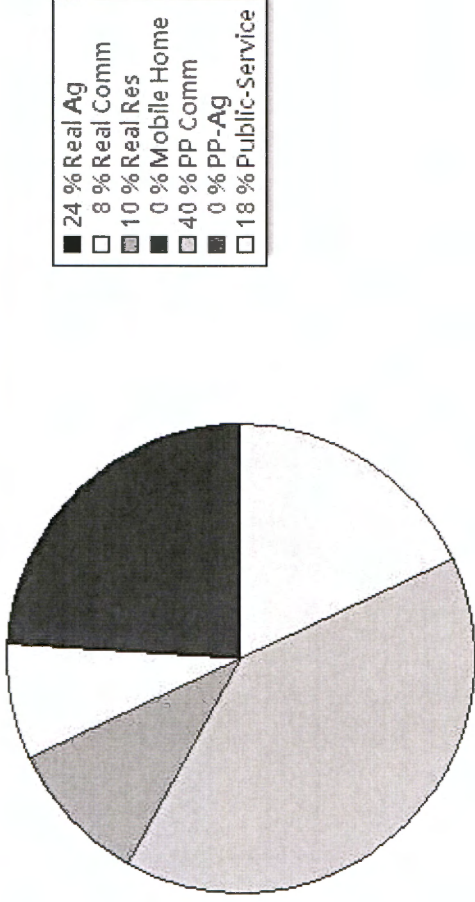
Public Service	Count	Value
Total PS Value	18	1,688,922

TIF Increment Value 1,688,922

Net Assessed 1,688,922

District Totals	Value
Total Gross Value	9,116,644
Homestead Loss	228,021
Other Exemption Loss	260,242
TIF Increment Value	
Retained TIF Value	
Net Assessed Value	8,628,381

Net Assessed Under Protest
 * Public Service Proteests Values are not included on this report.



Real	Count	Value
Agricultural	334	1,334,917
Commercial	2	32,977
Residential	241	488,996
Total Real Value	577	1,856,890
Homestead	151	162,574
Veteran	5	13,981
Other	0	0
Total Exempt	171	176,555

TIF Increment Value

Net Assessed 1,680,335

Net Assessed Under Protest

Senior Freeze	13	7,152
Capped Parcels	184	175,515

Personal	Count	Value
Agricultural	14	15,694
Commercial	9	7,956
Mobile Home	9	22,941
Total Personal	32	46,591
Total Exempt	0	0

TIF Increment Value

Net Assessed 46,591

Net Assessed Under Protest

Public Service	Count	Value
Total PS Value	6	895,068

TIF Increment Value

Net Assessed 895,068

District Totals

Total Gross Value	2,798,549
Homestead Loss	162,574
Other Exemption Loss	13,981

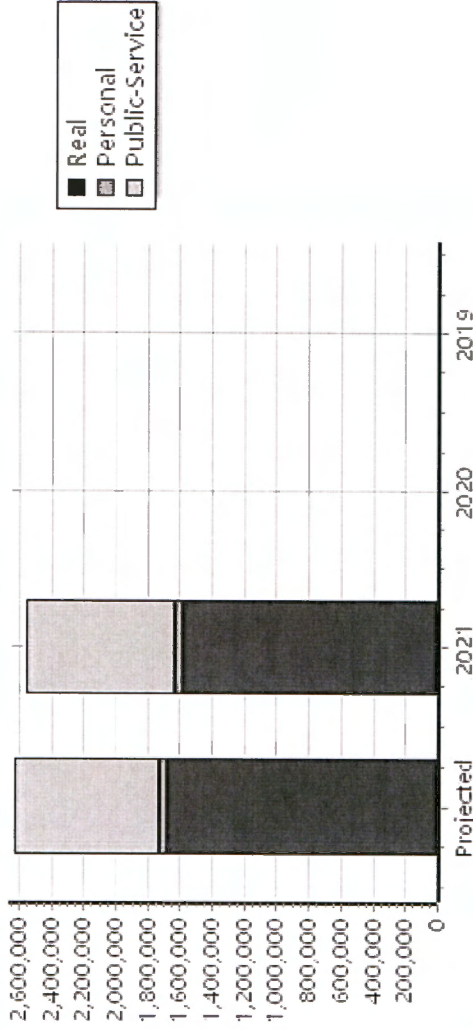
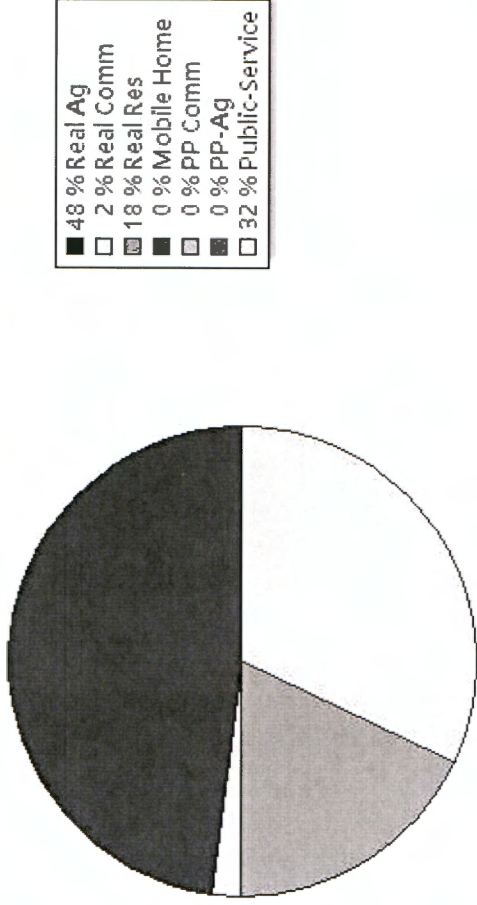
TIF Increment Value

Retained TIF Value

Net Assessed Value 2,621,994

Net Assessed Under Protest

* Public Service Protests Values are not included on this report.



Real	Count	Value
Agricultural	346	1,880,385
Commercial	105	2,476,161
Residential	573	3,105,127
Total Real Value	1,024	7,461,673
Homestead	322	343,443
Veteran	11	106,757
Other	0	0
Total Exempt	356	450,200

TIF Increment Value
Net Assessed **7,011,473**

Net Assessed Under Protest
 Senior Freeze 15 98,983
 Capped Parcels 441 2,224,614

Personal	Count	Value
Agricultural	18	27,890
Commercial	64	532,090
Mobile Home	28	43,510
Total Personal	110	603,490
Total Exempt	0	0

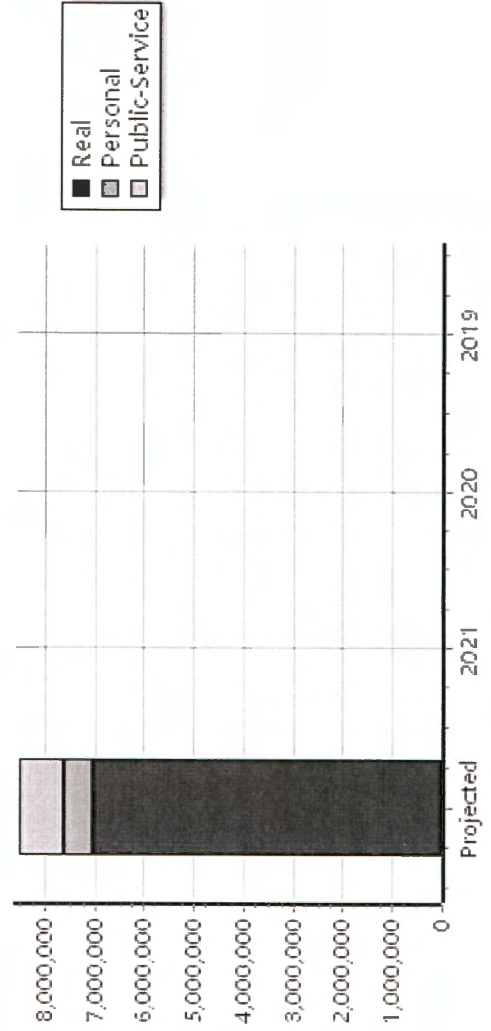
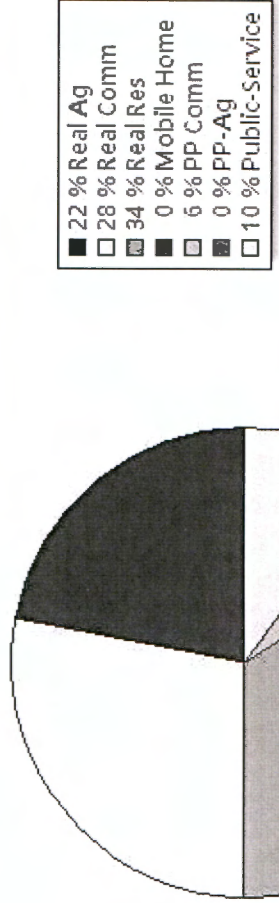
TIF Increment Value
Net Assessed **603,490**

Net Assessed Under Protest
Public Service **Count** **Value**
Total PS Value **15** **882,801**

TIF Increment Value
Net Assessed **882,801**

District Totals	Value
Total Gross Value	8,947,964
Homestead Loss	343,443
Other Exemption Loss	106,757
TIF Increment Value	
Retained TIF Value	
Net Assessed Value	8,497,764

Net Assessed Under Protest
 * Public Service Proteasts Values are not included on this report.



Real	Count	Value
Agricultural	506	2,088,344
Commercial	9	147,002
Residential	300	1,169,491
Total Real Value	815	3,404,837
Homestead	284	294,856
Veteran	5	28,813
Other	0	0
Total Exempt	309	323,669

TIF Increment Value

Net Assessed 3,081,168

Net Assessed Under Protest

Senior Freeze	18	69,536
Capped Parcels	286	557,317

Personal	Count	Value
Agricultural	24	20,772
Commercial	8	25,011
Mobile Home	20	60,500
Total Personal	52	106,283
Total Exempt	0	0

TIF Increment Value

Net Assessed 106,283

Net Assessed Under Protest

Public Service	Count	Value
Total PS Value	7	461,107

TIF Increment Value

Net Assessed 461,107

District Totals

Total Gross Value	3,972,227
Homestead Loss	294,856
Other Exemption Loss	28,813

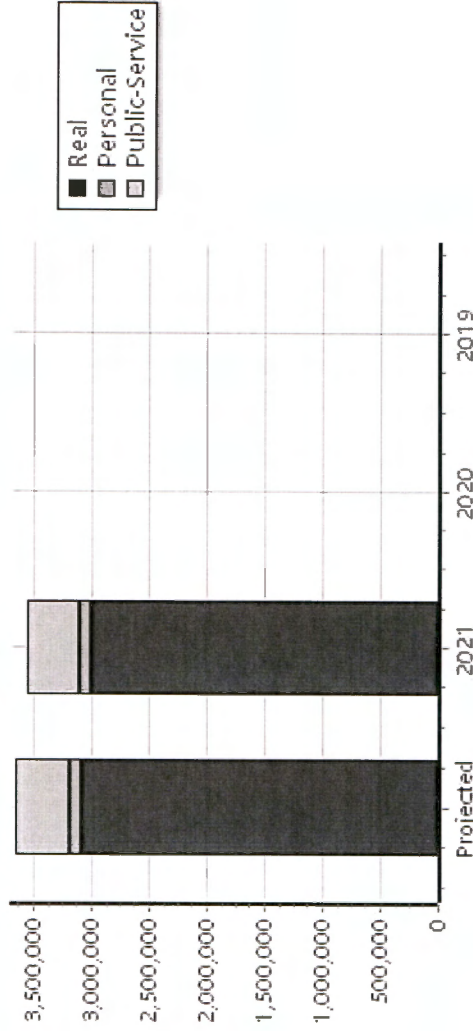
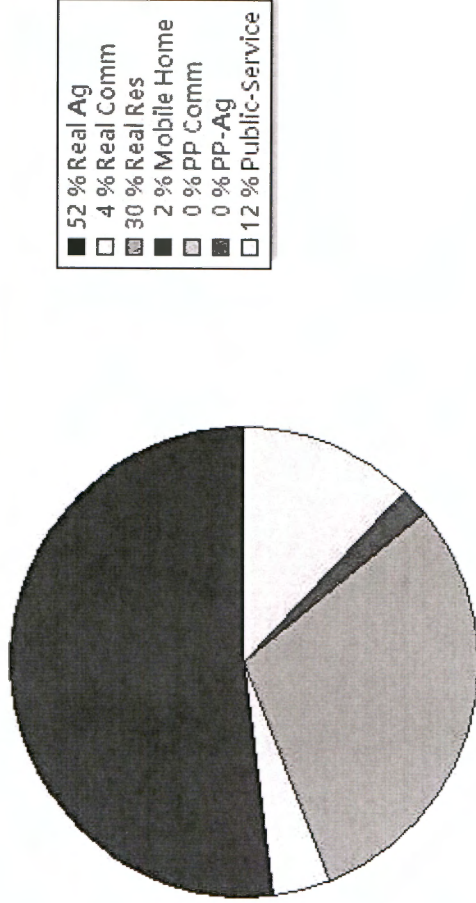
TIF Increment Value

Retained TIF Value

Net Assessed Value 3,648,558

Net Assessed Under Protest

* Public Service Proteasts Values are not included on this report.



Real	Count	Value
Agricultural	298	1,343,438
Commercial	6	510,853
Residential	421	2,203,987
Total Real Value	725	4,058,278
Homestead	262	283,435
Veteran	13	98,402
Other	0	0
Total Exempt	299	381,837

TIF Increment Value

Net Assessed 3,676,441

Net Assessed Under Protest

Senior Freeze	12	9,159
Capped Parcels	207	388,471

Personal	Count	Value
Agricultural	12	12,664
Commercial	18	4,541,990
Mobile Home	16	43,021
Total Personal	46	4,597,675
Total Exempt	1	480,714

TIF Increment Value

Net Assessed 4,116,961

Net Assessed Under Protest

Public Service	Count	Value
Total PS Value	10	610,014

TIF Increment Value

Net Assessed 610,014

District Totals

Total Gross Value	9,265,967
Homestead Loss	283,435
Other Exemption Loss	579,116

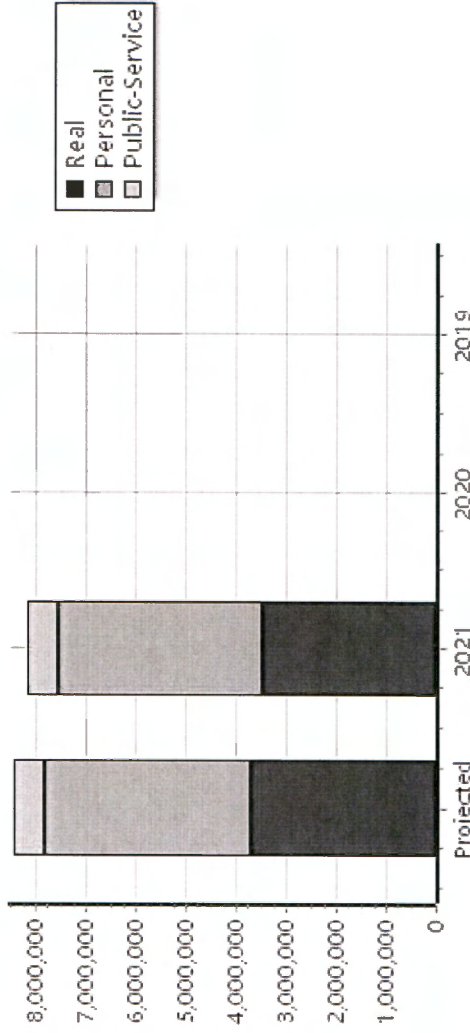
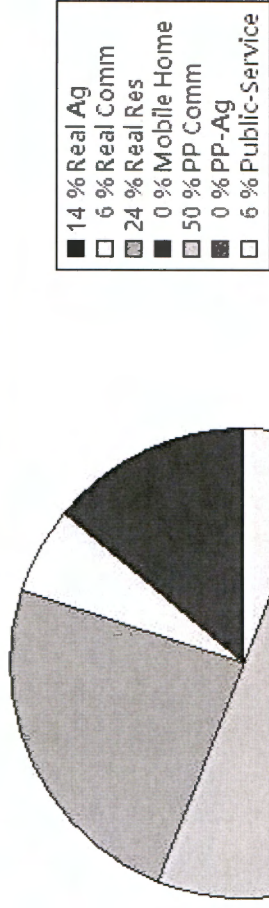
TIF Increment Value

Retained TIF Value

Net Assessed Value 8,403,416

Net Assessed Under Protest

* Public Service Proteasts Values are not included on this report.



Real	Count	Value
Agricultural	1,602	5,569,608
Commercial	151	12,120,079
Residential	1,541	4,367,036
Total Real Value	3,294	22,056,723
Homestead	882	954,858
Veteran	31	183,043
Other	0	0
Total Exempt	1,006	1,137,901

TIF Increment Value

Net Assessed 20,918,822

Net Assessed Under Protest

Senior Freeze	64	86,439
Capped Parcels	1,218	2,540,082

Personal	Count	Value
Agricultural	83	75,539
Commercial	105	76,174,549
Mobile Home	82	213,750
Total Personal	270	76,463,838
Total Exempt	3	901,914

TIF Increment Value

Net Assessed 75,561,924

Net Assessed Under Protest

Public Service	Count	Value
Total PS Value	36	11,906,919

TIF Increment Value

Net Assessed 11,906,919

District Totals

Total Gross Value	110,427,480
Homestead Loss	954,858
Other Exemption Loss	1,084,957

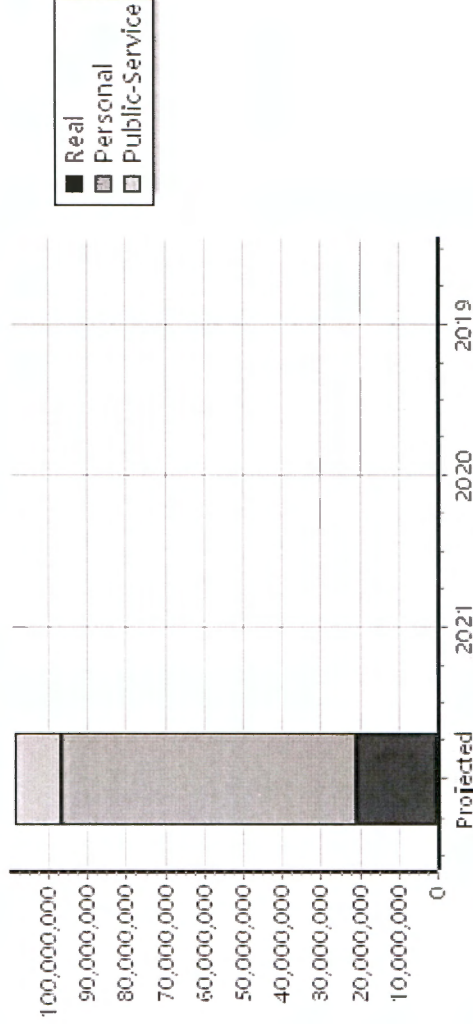
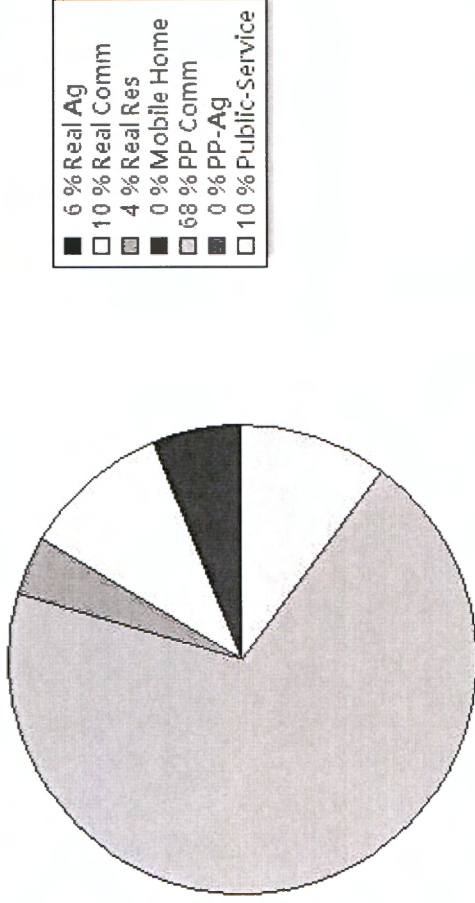
TIF Increment Value

Retained TIF Value

Net Assessed Value 108,387,665

Net Assessed Under Protest

* Public Service Protections Values are not included on this report.



Real	Count	Value
Agricultural	743	2,164,485
Commercial	22	198,742
Residential	505	1,059,490
Total Real Value	1,270	3,422,717
Homestead	211	226,564
Veteran	19	73,833
Other	0	0
Total Exempt	250	300,397

TIF Increment Value

Net Assessed 3,122,320

Net Assessed Under Protest

Senior Freeze	15	31,990
Capped Parcels	442	599,839

Personal	Count	Value
Agricultural	12	10,107
Commercial	29	850,569
Mobile Home	19	57,499
Total Personal	60	918,175
Total Exempt	0	0

TIF Increment Value

Net Assessed 918,175

Net Assessed Under Protest

Public Service	Count	Value
Total PS Value	15	3,988,446

TIF Increment Value

Net Assessed 3,988,446

District Totals

Total Gross Value	8,329,338
Homestead Loss	226,564
Other Exemption Loss	73,833

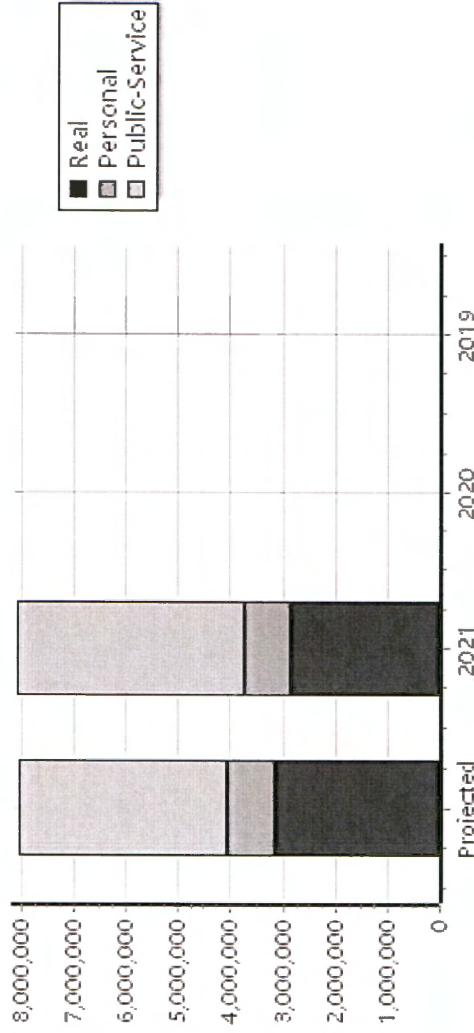
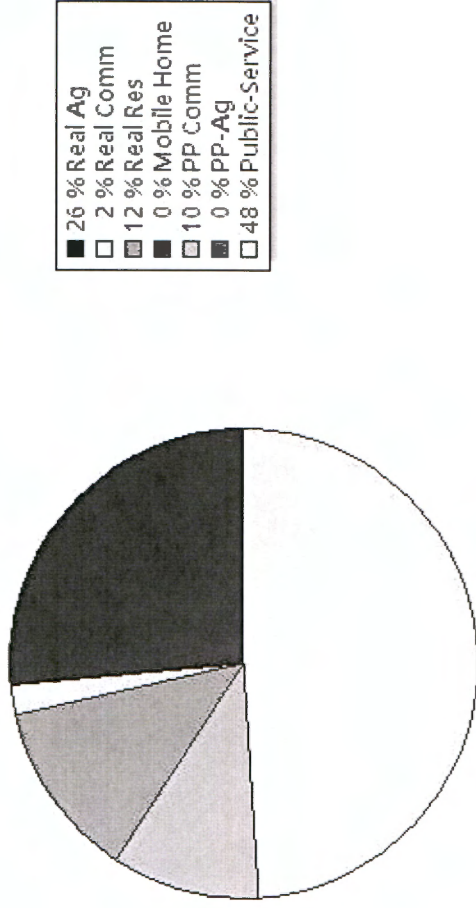
TIF Increment Value

Retained TIF Value

Net Assessed Value 8,028,941

Net Assessed Under Protest

* Public Service Protests Values are not included on this report.



Real	Count	Value
Agricultural	1,181	3,256,707
Commercial	25	235,142
Residential	550	1,717,141
Total Real Value	1,756	5,208,990
Homestead	286	325,949
Veteran	9	43,073
Other	0	0
Total Exempt	340	369,022

TIF Increment Value

Net Assessed 4,839,968

Net Assessed Under Protest

Senior Freeze	19	14,602
Capped Parcels	369	517,489

Personal	Count	Value
Agricultural	25	30,454
Commercial	31	92,207
Mobile Home	18	62,479
Total Personal	74	185,140
Total Exempt	1	1,528

TIF Increment Value

Net Assessed 183,612

Net Assessed Under Protest

Public Service	Count	Value
Total PS Value	14	812,525

TIF Increment Value

Net Assessed 812,525

District Totals

Total Gross Value	6,206,655
Homestead Loss	325,949
Other Exemption Loss	44,601

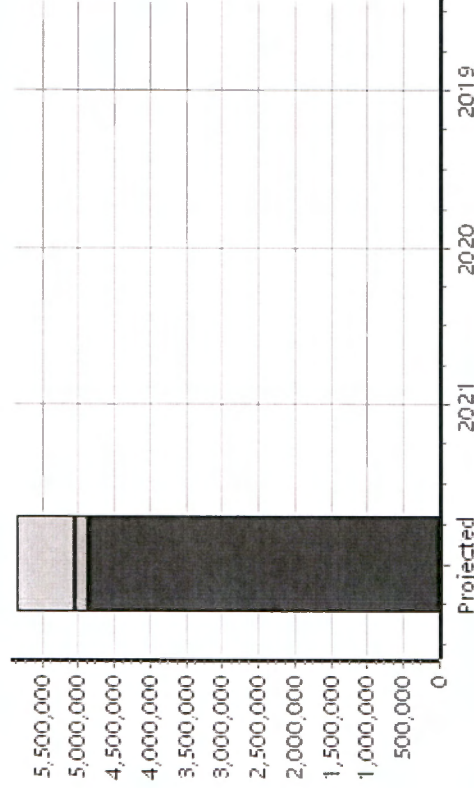
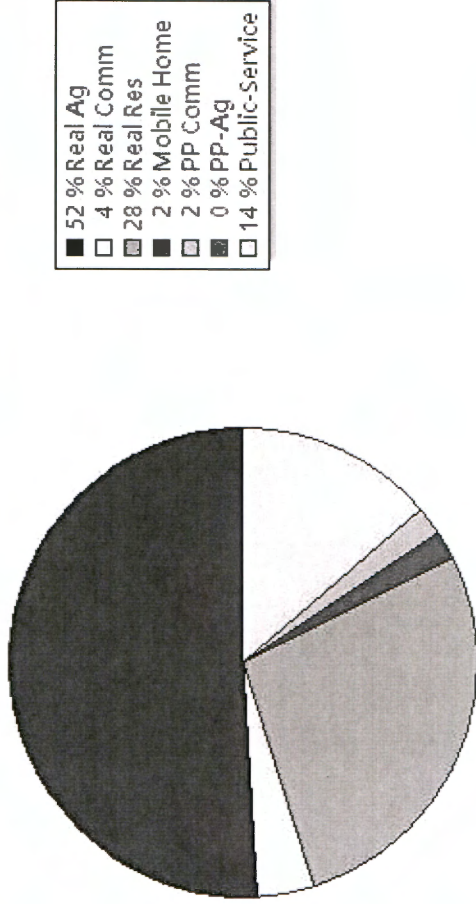
TIF Increment Value

Retained TIF Value

Net Assessed Value 5,836,105

Net Assessed Under Protest

* Public Service Proteests Values are not included on this report.



Real	Count	Value
Agricultural	691	2,181,075
Commercial	48	416,384
Residential	723	1,706,338
Total Real Value	1,462	4,303,797
Homestead	362	400,259
Veteran	14	59,739
Other	0	0
Total Exempt	424	459,998

TIF Increment Value
Net Assessed 3,843,799

Net Assessed Under Protest
 Senior Freeze 30 19,910
 Capped Parcels 470 528,804

Personal	Count	Value
Agricultural	17	9,399
Commercial	47	131,950
Mobile Home	21	46,227
Total Personal	85	187,576
Total Exempt	0	0

TIF Increment Value
Net Assessed 187,576

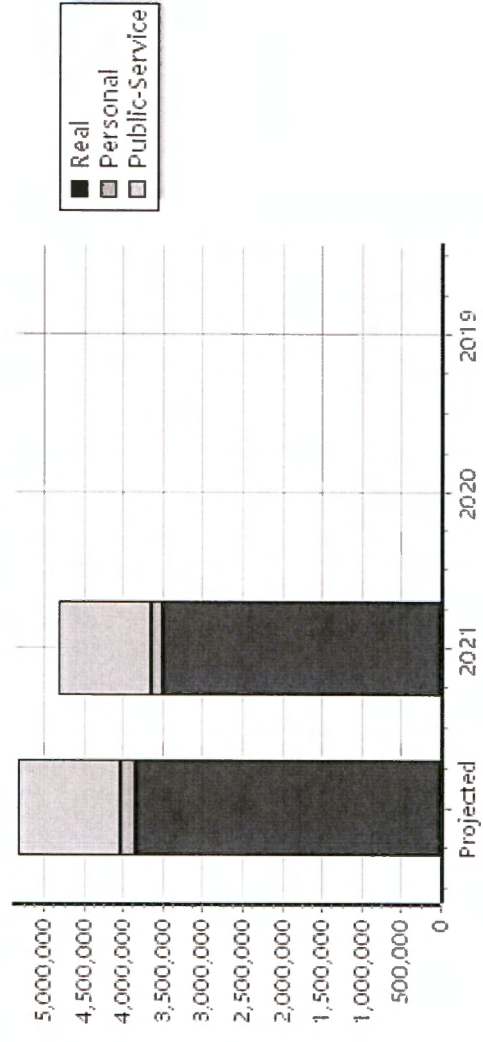
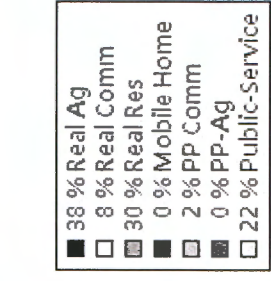
Public Service	Count	Value
Total PS Value	19	1,285,008
TIF Increment Value		
Net Assessed		1,285,008

District Totals	Value
Total Gross Value	5,776,381
Homestead Loss	400,259
Other Exemption Loss	59,739

TIF Increment Value
Retained TIF Value
Net Assessed Value 5,316,383

Net Assessed Under Protest

* Public Service Proteasts Values are not included on this report.



Real	Count	Value
Agricultural	1,122	3,863,044
Commercial	467	7,423,067
Residential	3,688	12,834,232
Total Real Value	5,277	24,120,343
Homestead	1,206	1,373,851
Veteran	35	234,253
Other	0	0
Total Exempt	1,430	1,608,104

TIF Increment Value

Net Assessed 22,512,239

Net Assessed Under Protest

Senior Freeze	110	211,114
Capped Parcels	2,575	5,557,663

Personal	Count	Value
Agricultural	37	28,528
Commercial	248	2,832,482
Mobile Home	29	80,616
Total Personal	314	2,941,626
Total Exempt	1	202,031

TIF Increment Value

Net Assessed 2,739,595

Net Assessed Under Protest

Public Service	Count	Value
Total PS Value	28	6,938,976

TIF Increment Value

Net Assessed 6,938,976

District Totals

Total Gross Value	34,000,945
Homestead Loss	1,373,851
Other Exemption Loss	436,284

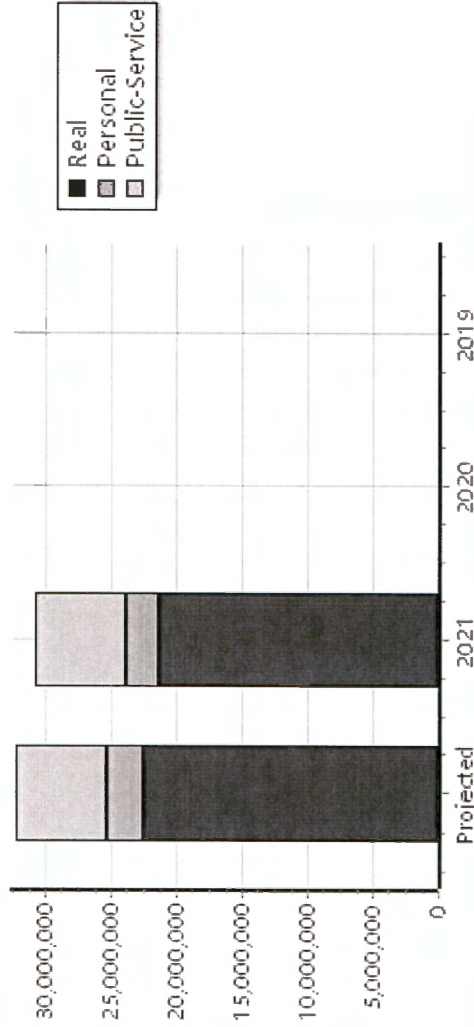

TIF Increment Value

Retained TIF Value

Net Assessed Value 32,190,810

Net Assessed Under Protest

* Public Service Proteasts Values are not included on this report.



Real	Count	Value
Agricultural	2,134	6,317,005
Commercial	34	437,169
Residential	956	2,030,221
Total Real Value	3,124	8,784,395
Homestead	619	676,412
Veteran	15	73,879
Other	0	0
Total Exempt	705	750,291

TIF Increment Value

Net Assessed 8,034,104

Net Assessed Under Protest

Senior Freeze	47	58,015
Capped Parcels	1,018	1,658,202

Personal	Count	Value
Agricultural	79	60,328
Commercial	34	192,467
Mobile Home	46	144,181
Total Personal	159	396,976
Total Exempt	0	0

TIF Increment Value

Net Assessed 396,976

Net Assessed Under Protest

Public Service	Count	Value
Total PS Value	15	791,951

TIF Increment Value

Net Assessed 791,951

District Totals

Total Gross Value	9,973,322
Homestead Loss	676,412
Other Exemption Loss	73,879

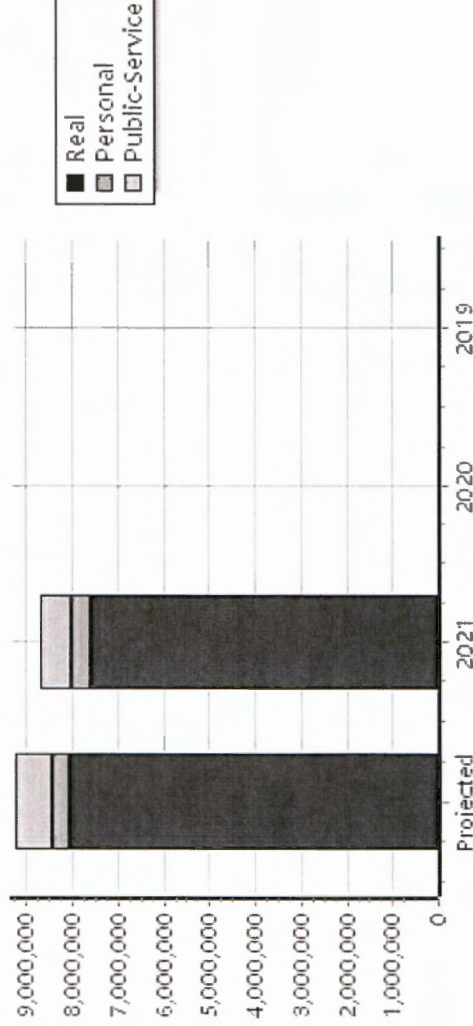
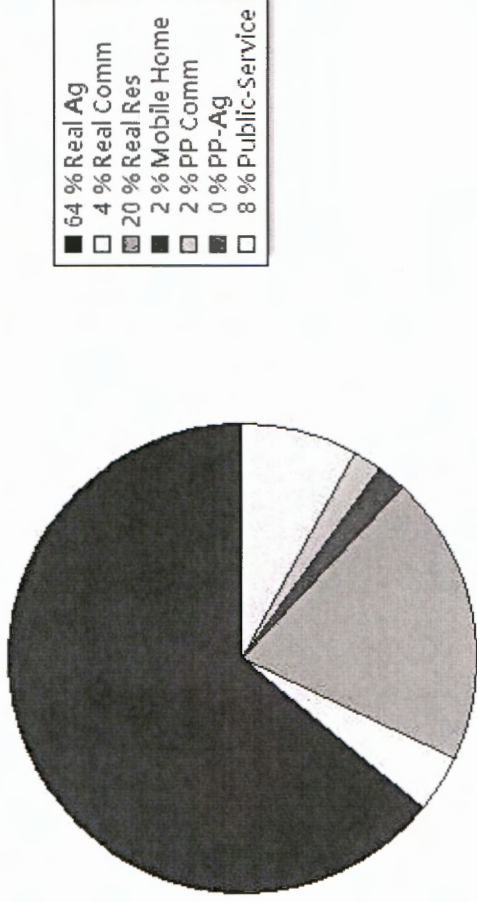
TIF Increment Value

Retained TIF Value

Net Assessed Value 9,223,031

Net Assessed Under Protest

* Public Service Protests Values are not included on this report.



Real	Count	Value
Agricultural	978	3,391,320
Commercial	113	3,995,580
Residential	1,611	13,460,364
Total Real Value	2,702	20,847,264
Homestead	279	305,729
Veteran	14	206,825
Other	0	0
Total Exempt	324	512,554

TIF Increment Value
Net Assessed 20,334,710

Net Assessed Under Protest
 Senior Freeze 14 14,273
 Capped Parcels 413 1,588,531

Personal	Count	Value
Agricultural	24	14,856
Commercial	22	57,556
Mobile Home	23	89,671
Total Personal	69	162,083
Total Exempt	1	587

TIF Increment Value
Net Assessed 161,496

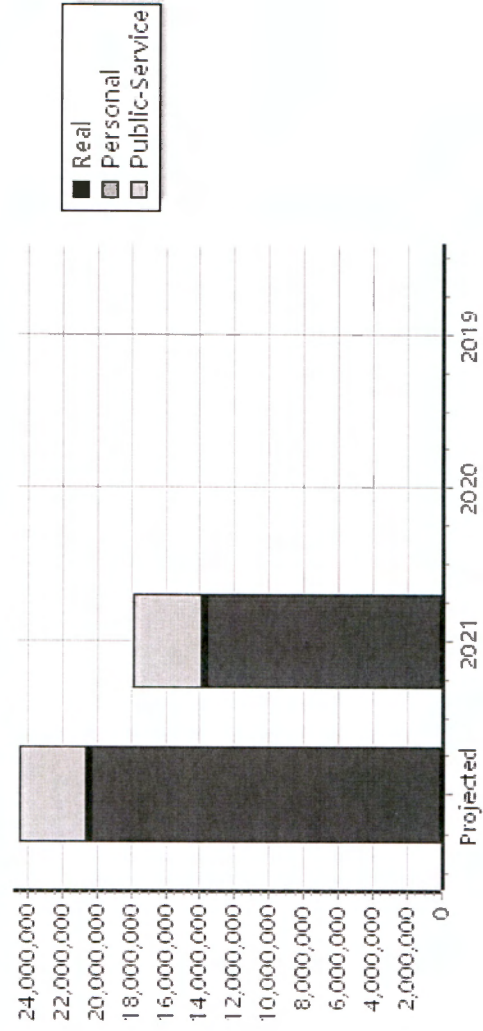
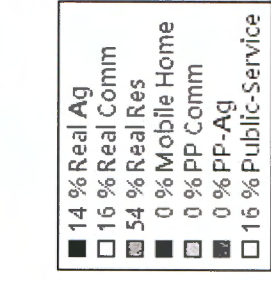
Net Assessed Under Protest
Public Service Count 12 Value 3,929,646
Total PS Value 3,929,646

TIF Increment Value
Net Assessed 3,929,646

District Totals	Value
Total Gross Value	24,938,993
Homestead Loss	305,729
Other Exemption Loss	207,412
TIF Increment Value	
Retained TIF Value	
Net Assessed Value	24,425,852

Net Assessed Under Protest

* Public Service Proteasts Values are not included on this report.



Real	Count	Value
Agricultural	1,171	6,263,804
Commercial	1,078	44,696,052
Residential	6,206	65,565,028
Total Real Value	8,455	116,524,884
Homestead	1,216	1,346,907
Veteran	37	374,619
Other	0	0
Total Exempt	1,399	1,721,526

TIF Increment Value

Net Assessed 114,803,358

Net Assessed Under Protest

Senior Freeze	100	212,819
Capped Parcels	1,905	8,226,740

Personal	Count	Value
Agricultural	38	28,069
Commercial	291	14,218,476
Mobile Home	78	172,167
Total Personal	407	14,418,712
Total Exempt	1	480,714

TIF Increment Value

Net Assessed 13,937,998

Net Assessed Under Protest

Public Service	Count	Value
Total PS Value	29	9,069,361

TIF Increment Value

Net Assessed 9,069,361

District Totals

Total Gross Value	140,012,957
Homestead Loss	1,346,907
Other Exemption Loss	855,333

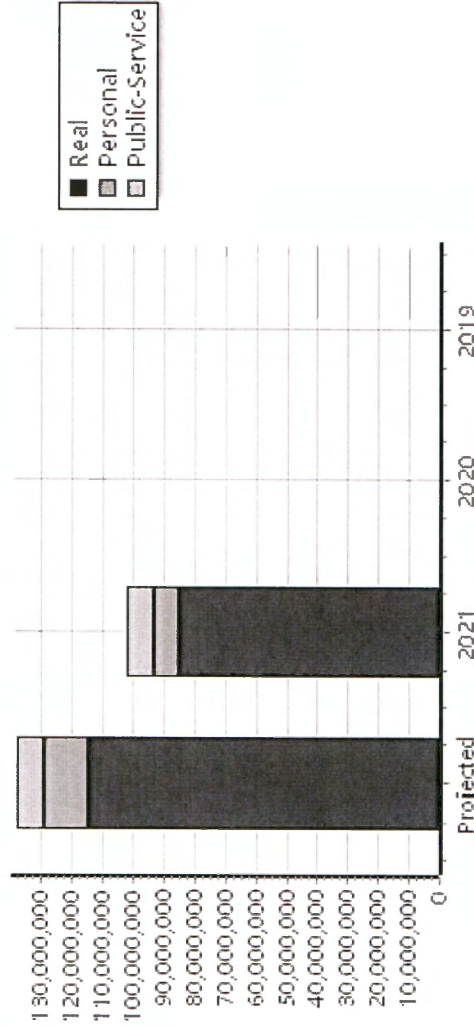
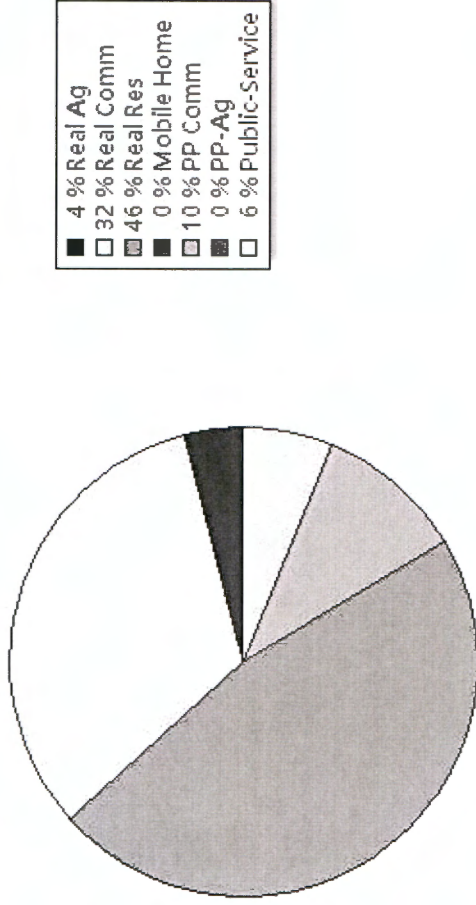
TIF Increment Value

Retained TIF Value

Net Assessed Value 137,810,717

Net Assessed Under Protest

* Public Service Proteasts Values are not included on this report.



Real	Count	Value
Agricultural	11,568	41,782,322
Commercial	2,089	73,384,561
Residential	17,666	110,573,929
Total Real Value	31,323	225,740,812
Homestead	6,294	6,922,858
Veteran	217	1,552,655
Other	0	0
Total Exempt	7,253	8,475,513

TIF Increment Value		217,265,299
Net Assessed		
Net Assessed Under Protest		
Senior Freeze	472	869,559
Capped Parcels	9,907	25,815,315

Personal	Count	Value
Agricultural	411	345,318
Commercial	929	103,337,882
Mobile Home	410	1,082,666
Total Personal	1,750	104,765,866
Total Exempt	10	2,272,292

TIF Increment Value		102,493,574
Net Assessed		
Net Assessed Under Protest		
Public Service	Count	Value
Total PS Value	224	43,260,744
TIF Increment Value		
Net Assessed		43,260,744

District Totals		
Total Gross Value		373,767,422
Homestead Loss		6,922,858
Other Exemption Loss		3,824,947
TIF Increment Value		
Retained TIF Value		
Net Assessed Value		363,019,617
Net Assessed Under Protest		

* Public Service Proteasts Values are not included on this report.

